

2019 PIRELLI MOTUL VICTORIAN ROAD RACING



& SUPERMOTO CHAMPIONSHIPS

Round 3 - Phillip Island : 24 & 25 August



GROUP 1 CLASSES

Qualifying

Date: 24/08/19
Event: Q04
Weather: Fine - Temp: 12.3C
Track: Dry

Started at: 09:46:55
Laps: 15 Min
Starters: 32
Printed at: 10:05

PROVISIONAL CLASSIFICATION

Pos	No	Gr	Name	Class	Machine	Fastest Lap	On Lap	Behind Leader	Behind Prev	Top Speed
1	65	B	Nathan McKENZIE	PM_1	Suzuki GSXR 1000	1:42.824	6 of 6			265
2	44	B	William SHARROCK / Race Center	PM_6	Honda CBR 600	1:44.436	4 of 5	1.612	1.612	256
3	777	C	Brendan HOLDEN	PM_6	Kawasaki ZX6R 599	1:44.638	3 of 3	1.814	.202	258
4	75A	B	Ricky FLEMING	PM_1	Suzuki GSXR 1000	1:44.715	2 of 2	1.891	.077	279
5	333	C	Jayson PORTER / JC's Motorcycle	TBK	Ducati 1199	1:45.264	6 of 7	2.440	.549	257
6	21	B	Daniel LEONARD / ORD's Motorcycles / The Grinning Dingo /	PM_6	Yamaha R6 600	1:46.304	8 of 8	3.480	1.040	258
7	33	B	Rowen SMITH	PM_6	Suzuki GSXR 600	1:46.536	4 of 4	3.712	.232	248
8	8	C	Brandon LEVIN / Wick and Wire	PM_1	Suzuki GSXR 1000	1:46.793	5 of 6	3.969	.257	263
9	19	B	Richard HEWSON / Lynch's	PM_1	Yamaha R1 1000	1:47.025	3 of 4	4.201	.232	251
10	25	C	Greg STEPHENSON / Valiant	PM_6	Honda CBR RR 600	1:47.164	8 of 8	4.340	.139	250
11	17	C	Shane TIERNEY	P7_6	Yamaha R6 600	1:47.233	4 of 5	4.409	.069	252
12	23	C	Christopher DUFFY / Bakery On	PM_1	Suzuki GSXR 1000	1:47.253	7 of 7	4.429	.020	267
13	40	C	Rick FITZSIMMONS / RL & MY	TBK	Ducati P-gale R 1199	1:47.511	3 of 3	4.687	.258	253
14	76	C	Scott WEBSTER	P6	Harris Suzuki 1200	1:48.666	3 of 5	5.842	1.155	252
15	24		Shaun McCOY	TBK	Ducati Panigale 899	1:49.013	5 of 5	6.189	.347	249
16	50	C	Kymton GROSSER	TBK	Triumph Dayt. 675	1:49.064	8 of 8	6.240	.051	244
17	85	B	Fergus GIBSON / Master Australia	TBK	Triumph STRS 765	1:49.103	4 of 5	6.279	.039	243
18	6	C	Graeme KOSCHMANN	PM_6	Triumph Dayt. 675	1:49.882	8 of 8	7.058	.779	243
19	7		Shane ROBINSON	PM_1	Suzuki GSXR 1000	1:50.045	3 of 3	7.221	.163	255
20	86A	C	Andrew SMART / Ricondi Race &	P7_1	Yamaha R1 1000	1:50.346	6 of 6	7.522	.301	252
21	37A	C	Paul CONWAY	P7_1	Yamaha R1 1000	1:51.861	7 of 7	9.037	1.515	238
22	81C	B	Adam STOCKDALE	P6	Honda CBR 400	1:52.299	3 of 3	9.475	.438	218
23	81A	C	Gary TIDD / Waterjet Solutions	TBK	Ducati 1198	1:52.974	3 of 7	10.150	.675	248
24	8A	C	Albert TEHENNEPE / AT Racing	P6	Harris Kawasaki	1:55.328	3 of 5	12.504	2.354	239
25	686	C	Tracey DAVIES / Throttle Gals Mag. / 5th Wheelers / Grinning	PM_1	Honda CBR 1000	1:55.620	3 of 5	12.796	.292	232
26	21A	C	Denis ACKLAND / AT Racing	P6	Kawasaki Z 1260	1:57.330	6 of 6	14.506	1.710	259
27	81	C	Eric BYRNES / KTM Newcastle	TBK	KTM S-duke 1290	1:57.477	4 of 7	14.653	.147	231
28	510	C	Dick LODGE / The Rock Adventure	PM_6	Yamaha R6 600	1:57.621	7 of 7	14.797	.144	228


Chief Timekeeper - Jake Skate

Clerk of Course - Tony Bolin



COMPUTIME RACE TIMING SYSTEMS PTY LTD
www.computime.com.au

E-mail: scott@computime.com.au / Ph: 0418 17 13 17



2019 PIRELLI MOTUL VICTORIAN ROAD RACING



& SUPERMOTO CHAMPIONSHIPS

Round 3 - Phillip Island : 24 & 25 August



GROUP 1 CLASSES

Qualifying

Date: 24/08/19
Event: Q04
Weather: Fine - Temp: 12.3C
Track: Dry

Started at: 09:46:55
Laps: 15 Min
Starters: 32
Printed at: 10:05

PROVISIONAL CLASSIFICATION

Pos	No	Gr	Name	Class	Machine	Fastest Lap	On Lap	Behind Leader	Behind Prev	Top Speed
29	73	C	Aaron DREW /	PM_6	Yamaha R6 600	1:57.953	4 of 5	15.129	.332	240
30	22A	C	Sarah BATTEN / Superbike Source	PM_6	Triumph Dayt. 675	2:02.387	3 of 5	19.563	4.434	226
31	62	C	Francis DILLON / Bakery On	P7_1	Ducati 916	2:04.332	5 of 7	21.508	1.945	224
32	616	C	William DOWNIE / Bazil Built	P6	Harley Sportster	2:06.532	2 of 3	23.708	2.200	206

The results are provisional until the end of the time limit for protests and appeals.

Chief Timekeeper - Jake Skate

Clerk of Course - Tony Bolin



COMPUTIME RACE TIMING SYSTEMS PTY LTD
www.computime.com.au

E-mail: scott@computime.com.au / Ph: 0418 17 13 17



2019 PIRELLI MOTUL VICTORIAN ROAD RACING



& SUPERMOTO CHAMPIONSHIPS

Round 3 - Phillip Island : 24 & 25 August



GROUP 1 CLASSES

Qualifying

Date: 24/08/19
Event: Q04
Weather: Fine - Temp: 12.3C
Track: Dry

Started at: 09:46:55
Laps: 15 Min
Starters: 32
Printed at: 10:05

PROVISIONAL LAP TIMES

No	Name	Lap 1	Lap 2	Lap 3	Lap 4	Lap 5	Lap 6	Lap 7	Lap 8
6	Graeme KOSCHMANN	2:04.563	1:55.235	1:52.406	1:50.645	1:51.897	1:54.801	1:51.267	1:49.882
7	Shane ROBINSON	2:09.161	1:53.558	1:50.045					
8	Brandon LEVIN	2:02.662	1:48.619	1:48.262	1:46.918	1:46.793	1:51.701		
8A	Albert TEHENNEPE	2:18.895	1:59.344	1:55.328	1:55.602	1:57.496			
17	Shane TIERNEY	2:05.433	1:48.257	1:47.440	1:47.233	1:47.687			
19	Richard HEWSON	2:04.346	1:47.919	1:47.025	1:47.981				
21	Daniel LEONARD	2:05.500	1:48.216	1:47.114	1:47.199	3:07.382	1:58.676	1:47.510	1:46.304
21A	Denis ACKLAND	2:25.721	2:01.663	1:58.485	1:58.745	1:57.449	1:57.330		
22A	Sarah BATTEN	2:19.006	2:06.191	2:02.387	2:03.186	2:02.774			
23	Christopher DUFFY	2:15.733	1:54.013	1:52.233	1:49.229	1:49.909	1:48.612	1:47.253	
24	Shaun McCOY	2:05.450	1:58.228	1:52.481	1:50.890	1:49.013			
25	Greg STEPHENSON	2:02.034	1:50.369	1:50.042	1:49.315	1:48.438	1:48.034	1:48.717	1:47.164
33	Rowen SMITH	1:58.419	1:48.121	1:50.152	1:46.536				
37A	Paul CONWAY	2:10.674	1:55.360	1:56.035	1:52.842	1:53.780	1:54.128	1:51.861	
40	Rick FITZSIMMONS	2:00.846	1:49.965	1:47.511					
44	William SHARROCK	1:53.207	1:46.757	1:44.439	1:44.436	1:44.866			
50	Kymton GROSSER	2:00.593	1:55.385	1:51.759	1:49.845	1:49.585	1:51.509	1:52.459	1:49.064
62	Francis DILLON	2:19.388	2:07.849	2:08.202	2:08.035	2:04.332	2:06.361	2:04.710	
65	Nathan McKENZIE	2:06.801	1:49.476	1:46.850	1:45.806	1:44.758	1:42.824		
73	Aaron DREW	2:05.939	2:00.281	1:58.744	1:57.953	1:58.262			
75A	Ricky FLEMING	1:52.355	1:44.715						
76	Scott WEBSTER	2:08.811	1:51.391	1:48.666	1:50.443	1:49.227			
81	Eric BYRNES	2:13.655	2:01.333	2:00.624	1:57.477	1:57.821	2:01.280	1:58.122	
81A	Gary TIDD	2:11.987	1:53.433	1:52.974	1:54.702	1:54.462	1:55.320	1:53.290	
81C	Adam STOCKDALE	2:03.749	1:54.902	1:52.299					
85	Fergus GIBSON	2:08.444	1:50.815	1:49.678	1:49.103	1:49.406			
86A	Andrew SMART	2:06.988	1:54.972	1:54.489	1:51.136	1:51.325	1:50.346		
333	Jayson PORTER	2:01.742	1:46.674	1:46.007	1:46.107	1:45.617	1:45.264	1:50.695	
510	Dick LODGE	2:17.766	2:03.652	2:01.365	2:00.763	1:59.724	1:59.735	1:57.621	
616	William DOWNIE	2:16.998	2:06.532	2:06.954					
686	Tracey DAVIES	2:10.062	1:57.053	1:55.620	1:58.766	1:55.781			
777	Brendan HOLDEN	1:53.227	1:44.892	1:44.638					

The results are provisional until the end of the time limit for protests and appeals.


Chief Timekeeper - Jake Skate

Clerk of Course - Tony Bolin



COMPUTIME RACE TIMING SYSTEMS PTY LTD
www.computime.com.au

E-mail: scott@computime.com.au / Ph: 0418 17 13 17



2019 PIRELLI MOTUL VICTORIAN ROAD RACING



& SUPERMOTO CHAMPIONSHIPS

Round 3 - Phillip Island : 24 & 25 August



GROUP 1 CLASSES Qualifying

Started at: 09:46:55
Laps: 15 Min
Starters: 32
Printed at: 10:05

Date: 24/08/19
Event: Q04
Weather: Fine - Temp: 12.3C
Track: Dry

PROVISIONAL SPLIT TIMES

Lap	Split 1	Split 2	Split 3	Split 4	Lap Time	Spd	Lap	Split 1	Split 2	Split 3	Split 4	Lap Time	Spd
6 Graeme KOSCHMANN (18th)							3	25.986	31.123	20.593	29.323	1:47.025	243
1	35.750	34.400	22.345	32.068	2:04.563		4	26.076	31.041	21.265	29.599	1:47.981	237
2	27.380	33.511	22.861	31.483	1:55.235	221	21 Daniel LEONARD (6th)						
3	26.916	32.344	22.003	31.143	1:52.406	225	1	39.469	34.164	21.523	30.344	2:05.500	
4	26.420	31.777	21.901	30.547	1:50.645	234	2	26.035	32.076	20.483	29.622	1:48.216	251
5	26.451	32.826	22.230	30.390	1:51.897	243	3	25.670	31.608	20.352	29.484	1:47.114	255
6	26.990	34.812	52.999		1:54.801	228	4	25.589	31.817	20.434	29.359	1:47.199	257
7	27.425	33.001	50.841		1:51.267	239	5	25.890	31.191	21.135	1:49.166	3:07.382	258
8	26.780	32.561	50.541		1:49.882	227	6	35.174	32.783	50.719		1:58.676	
7 Shane ROBINSON (19th)							7	25.412	32.085	50.013		1:47.510	255
1	38.470	36.506	22.334	31.851	2:09.161		8	25.421	31.030	49.853		1:46.304	258
2	27.145	33.775	21.733	30.905	1:53.558	255	21A Denis ACKLAND (26th)						
3	26.279	32.493	21.073	30.200	1:50.045	233	1	43.825	42.988	24.926	33.982	2:25.721	
8 Brandon LEVIN (8th)							2	28.562	37.222	23.470	32.409	2:01.663	253
1	36.197	34.264	21.908	30.293	2:02.662		3	27.620	35.816	22.829	32.220	1:58.485	259
2	26.152	32.179	20.827	29.461	1:48.619	262	4	27.641	35.751	55.353		1:58.745	252
3	25.898	31.459	21.383	29.522	1:48.262	263	5	28.077	34.961	54.411		1:57.449	249
4	25.708	31.342	20.592	29.276	1:46.918	260	6	27.641	34.877	54.812		1:57.330	258
5	25.508	31.433	20.555	29.297	1:46.793	262	22A Sarah BATTEN (30th)						
6	26.580	33.080	52.041		1:51.701	252	1	40.493	40.638	25.208	32.667	2:19.006	
8A Albert TEHENNEPE (24th)							2	31.954	37.578	24.125	32.534	2:06.191	226
1	40.475	40.643	23.719	34.058	2:18.895		3	29.160	36.726	23.863	32.638	2:02.387	216
2	29.920	35.535	22.483	31.406	1:59.344	220	4	29.712	36.621	24.048	32.805	2:03.186	208
3	27.181	34.317	21.515	32.315	1:55.328	239	5	29.305	37.031	56.438		2:02.774	216
4	27.829	34.126	53.647		1:55.602	238	23 Christopher DUFFY (12th)						
5	29.086	34.485	53.925		1:57.496	221	1	41.246	38.762	23.479	32.246	2:15.733	
17 Shane TIERNEY (11th)							2	27.536	33.687	22.115	30.675	1:54.013	226
1	40.061	34.648	21.058	29.666	2:05.433		3	27.154	32.736	21.766	30.577	1:52.233	249
2	26.024	32.138	20.769	29.326	1:48.257	245	4	26.266	32.254	20.692	30.017	1:49.229	262
3	25.619	31.815	20.893	29.113	1:47.440	247	5	26.175	32.775	50.959		1:49.909	238
4	25.480	31.542	20.621	29.590	1:47.233	252	6	26.435	32.117	50.060		1:48.612	266
5	25.511	31.091	21.850	29.235	1:47.687	251	7	25.647	31.608	49.998		1:47.253	254
19 Richard HEWSON (9th)							24 Shaun McCOY (15th)						
1	39.288	34.018	21.294	29.746	2:04.346		1	36.318	35.860	22.027	31.245	2:05.450	
2	26.286	31.841	20.619	29.173	1:47.919	249	2	29.691	34.078	22.812	31.647	1:58.228	220

[Signature]
Chief Timekeeper - Jake Skate

[Signature]
Clerk of Course - Tony Bolin



COMPUTIME RACE TIMING SYSTEMS PTY LTD
www.computime.com.au

E-mail: scott@computime.com.au / Ph: 0418 17 13 17



2019 PIRELLI MOTUL VICTORIAN ROAD RACING



& SUPERMOTO CHAMPIONSHIPS

Round 3 - Phillip Island : 24 & 25 August



GROUP 1 CLASSES

Qualifying

Started at: 09:46:55

Laps: 15 Min

Starters: 32

Printed at: 10:06

Date: 24/08/19
Event: Q04
Weather: Fine - Temp: 12.3C
Track: Dry

PROVISIONAL SPLIT TIMES

Lap	Split 1	Split 2	Split 3	Split 4	Lap Time	Spd	Lap	Split 1	Split 2	Split 3	Split 4	Lap Time	Spd
3	27.824	33.300	21.144	30.213	1:52.481	221	50 Kymton GROSSER (16th)						
4	27.087	32.942	20.797	30.064	1:50.890	241	1	34.896	33.857	21.669	30.171	2:00.593	
5	26.263	32.221	50.529		1:49.013	249	2	28.285	34.073	22.697	30.330	1:55.385	222
							3	26.670	32.922	21.528	30.639	1:51.759	225
25 Greg STEPHENSON (10th)							4	26.467	32.500	21.203	29.675	1:49.845	222
1	33.208	34.880	22.604	31.342	2:02.034		5	26.264	32.426	50.895		1:49.585	244
2	26.379	32.643	21.024	30.323	1:50.369	238	6	27.676	32.758	51.075		1:51.509	222
3	26.454	32.659	20.976	29.953	1:50.042	243	7	28.952	32.740	50.767		1:52.459	235
4	26.223	32.274	20.983	29.835	1:49.315	245	8	26.024	32.364	50.676		1:49.064	243
5	25.959	32.108	20.552	29.819	1:48.438	241							
6	26.135	31.736	50.163		1:48.034	245	62 Francis DILLON (31th)						
7	25.866	32.124	50.727		1:48.717	250	1	41.079	37.820	25.243	35.246	2:19.388	
8	25.920	31.549	49.695		1:47.164	247	2	30.392	38.027	24.785	34.645	2:07.849	216
							3	30.751	37.329	24.998	35.124	2:08.202	217
33 Rowen SMITH (7th)							4	31.202	37.699	25.206	33.928	2:08.035	216
1	34.446	32.989	21.343	29.641	1:58.419		5	30.559	35.630	58.143		2:04.332	219
2	25.755	31.908	20.406	30.052	1:48.121	241	6	31.142	36.346	58.873		2:06.361	219
3	25.522	32.205	21.331	31.094	1:50.152	248	7	30.003	36.356	58.351		2:04.710	224
4	25.502	31.568	20.453	29.013	1:46.536	240							
							65 Nathan McKENZIE (1st)						
37A Paul CONWAY (21th)							1	37.497	35.947	22.280	31.077	2:06.801	
1	39.680	36.408	22.825	31.761	2:10.674		2	26.288	33.112	20.935	29.141	1:49.476	263
2	27.866	34.800	22.319	30.375	1:55.360	218	3	26.391	31.382	20.289	28.788	1:46.850	255
3	26.878	34.352	22.769	32.036	1:56.035	229	4	25.265	30.940	20.477	29.124	1:45.806	264
4	26.668	34.133	22.018	30.023	1:52.842	236	5	24.879	30.869	19.975	29.035	1:44.758	265
5	27.276	33.400	53.104		1:53.780	238	6	24.474	30.099	48.251		1:42.824	265
6	27.490	33.774	52.864		1:54.128	230							
7	26.574	33.559	51.728		1:51.861	234	73 Aaron DREW (29th)						
							1	33.951	35.949	22.794	33.245	2:05.939	
40 Rick FITZSIMMONS (13th)							2	28.824	35.609	22.965	32.883	2:00.281	234
1	36.121	33.425	21.411	29.889	2:00.846		3	27.521	35.449	55.774		1:58.744	235
2	26.016	32.745	22.119	29.085	1:49.965	243	4	27.629	35.289	55.035		1:57.953	240
3	25.669	31.647	20.795	29.400	1:47.511	245	5	27.825	35.411	55.026		1:58.262	237
44 William SHARROCK (2nd)							75A Ricky FLEMING (4th)						
1	31.144	32.053	21.260	28.750	1:53.207		1	31.101	32.390	20.288	28.576	1:52.355	
2	26.098	31.091	20.644	28.924	1:46.757	241	2	24.906	31.280	20.262	28.267	1:44.715	279
3	25.157	30.563	20.077	28.642	1:44.439	251							
4	24.881	30.578	19.923	29.054	1:44.436	255	76 Scott WEBSTER (14th)						
5	25.192	31.011	19.923	28.740	1:44.866	256	1	39.253	36.425	21.865	31.268	2:08.811	


[Signature]
Chief Timekeeper - Jake Skate

[Signature]
Clerk of Course - Tony Bolin



COMPUTIME RACE TIMING SYSTEMS PTY LTD
www.computime.com.au

E-mail: scott@computime.com.au / Ph: 0418 17 13 17



2019 PIRELLI MOTUL VICTORIAN ROAD RACING



& SUPERMOTO CHAMPIONSHIPS

Round 3 - Phillip Island : 24 & 25 August



GROUP 1 CLASSES

Qualifying

Date: 24/08/19
Event: Q04
Weather: Fine - Temp: 12.3C
Track: Dry

Started at: 09:46:55
Laps: 15 Min
Starters: 32
Printed at: 10:06

PROVISIONAL SPLIT TIMES

Lap	Split 1	Split 2	Split 3	Split 4	Lap Time	Spd	Lap	Split 1	Split 2	Split 3	Split 4	Lap Time	Spd
2	27.703	33.311	20.710	29.667	1:51.391	226	5	26.396	33.046	21.622	30.261	1:51.325	248
3	25.677	32.472	21.038	29.479	1:48.666	246	6	26.589	32.164	51.593		1:50.346	250
4	25.427	33.378	21.144	30.494	1:50.443	251							
5	25.251	32.835	21.215	29.926	1:49.227	252	333 Jayson PORTER (5th)						
							1	37.150	33.936	21.059	29.597	2:01.742	
81 Eric BYRNES (27th)							2	25.646	31.506	20.727	28.795	1:46.674	247
1	37.424	37.443	25.066	33.722	2:13.655		3	25.625	31.501	20.293	28.588	1:46.007	251
2	29.844	35.815	23.673	32.001	2:01.333	200	4	25.463	31.532	20.358	28.754	1:46.107	252
3	29.630	35.209	23.375	32.410	2:00.624	196	5	25.259	31.364	20.387	28.607	1:45.617	255
4	28.446	34.308	23.189	31.534	1:57.477	208	6	25.107	31.366	48.791		1:45.264	257
5	28.192	34.629	55.000		1:57.821	216	7	26.164	1:24.531			1:50.695	256
6	30.215	35.478	55.587		2:01.280	206							
7	28.896	34.874	54.352		1:58.122	231	510 Dick LODGE (28th)						
							1	40.094	39.174	24.272	34.226	2:17.766	
81A Gary TIDD (23th)							2	29.788	36.500	23.730	33.634	2:03.652	211
1	36.607	37.377	25.003	33.000	2:11.987		3	29.127	35.822	23.248	33.168	2:01.365	226
2	27.414	34.163	21.850	30.006	1:53.433	248	4	29.157	35.773	23.091	32.742	2:00.763	222
3	27.615	33.409	21.634	30.316	1:52.974	235	5	29.340	35.182	55.202		1:59.724	220
4	27.115	34.165	22.776	30.646	1:54.702	228	6	29.258	35.011	55.466		1:59.735	221
5	27.523	34.096	22.757	30.086	1:54.462	248	7	28.391	34.746	54.484		1:57.621	228
6	27.570	34.859	52.891		1:55.320	239							
7	27.366	33.380	52.544		1:53.290	238	616 William DOWNIE (32th)						
							1	39.480	38.236	59.282		2:16.998	
81C Adam STOCKDALE (22th)							2	30.884	36.808	58.840		2:06.532	206
1	34.699	34.153	22.523	32.374	2:03.749		3	30.680	37.647	58.627		2:06.954	205
2	28.164	33.569	22.045	31.124	1:54.902	218							
3	26.810	32.975	21.865	30.649	1:52.299	215	686 Tracey DAVIES (25th)						
							1	39.784	35.696	23.014	31.568	2:10.062	
85 Fergus GIBSON (17th)							2	27.772	35.051	22.906	31.324	1:57.053	232
1	40.504	35.006	22.294	30.640	2:08.444		3	27.698	34.298	22.392	31.232	1:55.620	216
2	26.654	32.170	21.724	30.267	1:50.815	238	4	29.360	35.664	22.713	31.029	1:58.766	216
3	26.650	31.940	21.318	29.770	1:49.678	238	5	28.138	34.384	22.387	30.872	1:55.781	213
4	26.020	31.386	22.079	29.618	1:49.103	243							
5	26.579	31.864	21.281	29.682	1:49.406	240	777 Brendan HOLDEN (3rd)						
							1	32.729	31.601	20.360	28.537	1:53.227	
86A Andrew SMART (20th)							2	24.778	30.384	20.505	29.225	1:44.892	258
1	37.958	35.206	22.584	31.240	2:06.988		3	25.690	30.639	19.457	28.852	1:44.638	247
2	27.700	33.660	22.343	31.269	1:54.972	250							
3	26.442	32.812	23.549	31.686	1:54.489	251							
4	26.449	32.702	21.876	30.109	1:51.136	249							

The results are provisional until the end of the time limit for protests and appeals.


[Signature]
Chief Timekeeper - Jake Skate

[Signature]
Clerk of Course - Tony Bolin



COMPUTIME RACE TIMING SYSTEMS PTY LTD
www.computime.com.au

E-mail: scott@computime.com.au / Ph: 0418 17 13 17



2019 PIRELLI MOTUL VICTORIAN ROAD RACING



& SUPERMOTO CHAMPIONSHIPS

Round 3 - Phillip Island : 24 & 25 August



GROUP 1 CLASSES

Qualifying

Date: 24/08/19
Event: Q04
Weather: Fine - Temp: 12.3C
Track: Dry

Started at: 09:46:55
Laps: 15 Min
Starters: 32
Printed at: 10:06

PROVISIONAL FASTEST LAPS SEQUENCE

Race Time	No	Name	Machine	Fastest Lap	On Lap
2:06.639	333	Jayson PORTER	Ducati 1199	2:01.742	1
2:46.751	40	Rick FITZSIMMONS	Ducati P-gale R 1199	2:00.846	1
3:09.554	33	Rowen SMITH	Suzuki GSXR 600	1:58.419	1
3:25.672	44	William SHARROCK	Honda CBR 600	1:53.207	1
3:53.313	333	Jayson PORTER	Ducati 1199	1:46.674	2
5:39.320	333	Jayson PORTER	Ducati 1199	1:46.007	3
6:41.780	75A	Ricky FLEMING	Suzuki GSXR 1000	1:44.715	2
6:56.868	44	William SHARROCK	Honda CBR 600	1:44.439	3
8:41.304	44	William SHARROCK	Honda CBR 600	1:44.436	4
11:40.891	65	Nathan MCKENZIE	Suzuki GSXR 1000	1:42.824	6

The results are provisional until the end of the time limit for protests and appeals.


Chief Timekeeper - Jake Skate

Clerk of Course - Tony Bolin



COMPUTIME RACE TIMING SYSTEMS PTY LTD
www.computime.com.au

E-mail: scott@computime.com.au / Ph: 0418 17 13 17



2019 PIRELLI MOTUL VICTORIAN ROAD RACING



& SUPERMOTO CHAMPIONSHIPS

Round 3 - Phillip Island : 24 & 25 August



GROUP 1 CLASSES

Qualifying

Date: 24/08/19
Event: Q04
Weather: Fine - Temp: 12.3C
Track: Dry

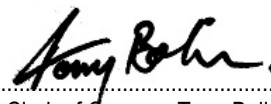
Started at: 09:46:55
Laps: 15 Min
Starters: 32
Printed at: 10:06

PROVISIONAL BEST PARTIAL TIMES

Pos	Split 1		Split 2		Split 3		Split 4		LAP		Ideal	Fastest
	Name	Time	Name	Time	Name	Time	Name	Time	Name			
1	N. McKENZIE	24.474	N. McKENZIE	30.099	B. HOLDEN	19.457	R. FLEMING	28.267	N. McKENZIE	1:42.824	1:42.824	
2	B. HOLDEN	24.778	B. HOLDEN	30.384	W. SHARROC	19.923	B. HOLDEN	28.537	B. HOLDEN	1:43.156	1:44.638	
3	W. SHARROC	24.881	W. SHARROC	30.563	N. McKENZIE	19.975	J. PORTER	28.588	W. SHARROC	1:44.009	1:44.436	
4	R. FLEMING	24.906	D. LEONARD	31.030	R. FLEMING	20.262	W. SHARROC	28.642	R. FLEMING	1:44.715	1:44.715	
5	R. SMITH	25.084	R. HEWSON	31.041	J. PORTER	20.293	N. McKENZIE	28.788	J. PORTER	1:45.264	1:45.264	
6	J. PORTER	25.107	S. TIERNEY	31.091	D. LEONARD	20.352	R. SMITH	29.013	R. SMITH	1:45.882	1:46.536	
7	S. WEBSTER	25.251	R. FLEMING	31.280	R. SMITH	20.406	R. FITZSIMMO	29.085	D. LEONARD	1:46.153	1:46.304	
8	D. LEONARD	25.412	B. LEVIN	31.342	G. STEPHENS	20.552	S. TIERNEY	29.113	S. TIERNEY	1:46.305	1:47.233	
9	S. TIERNEY	25.480	J. PORTER	31.364	B. LEVIN	20.555	R. HEWSON	29.173	B. LEVIN	1:46.681	1:46.793	
10	B. LEVIN	25.508	R. SMITH	31.379	R. HEWSON	20.593	B. LEVIN	29.276	R. HEWSON	1:46.793	1:47.025	
11	C. DUFFY	25.647	F. GIBSON	31.386	S. TIERNEY	20.621	D. LEONARD	29.359	G. STEPHENS	1:47.164	1:47.164	
12	R. FITZSIMMO	25.669	G. STEPHENS	31.549	C. DUFFY	20.692	S. WEBSTER	29.479	R. FITZSIMMO	1:47.196	1:47.511	
13	G. STEPHENS	25.866	C. DUFFY	31.608	S. WEBSTER	20.710	F. GIBSON	29.618	C. DUFFY	1:47.253	1:47.253	
14	R. HEWSON	25.986	R. FITZSIMMO	31.647	R. FITZSIMMO	20.795	K. GROSSER	29.675	S. WEBSTER	1:47.912	1:48.666	
15	F. GIBSON	26.020	G. KOSCHMA	31.777	S. McCOY	20.797	G. STEPHENS	29.819	F. GIBSON	1:48.305	1:49.103	
16	K. GROSSER	26.024	A. SMART	32.164	S. ROBINSON	21.073	G. TIDD	30.006	S. McCOY	1:49.013	1:49.013	
17	S. McCOY	26.263	S. McCOY	32.221	K. GROSSER	21.203	C. DUFFY	30.017	K. GROSSER	1:49.064	1:49.064	
18	S. ROBINSON	26.279	K. GROSSER	32.364	F. GIBSON	21.281	P. CONWAY	30.023	G. KOSCHMA	1:49.882	1:49.882	
19	A. SMART	26.396	S. WEBSTER	32.472	A. TEHENNEP	21.515	S. McCOY	30.064	S. ROBINSON	1:50.045	1:50.045	
20	G. KOSCHMA	26.420	S. ROBINSON	32.493	A. SMART	21.622	A. SMART	30.109	A. SMART	1:50.291	1:50.346	
21	P. CONWAY	26.574	A. STOCKDAL	32.975	G. TIDD	21.634	S. ROBINSON	30.200	P. CONWAY	1:51.861	1:51.861	
22	A. STOCKDAL	26.810	G. TIDD	33.380	A. STOCKDAL	21.865	G. KOSCHMA	30.390	G. TIDD	1:52.135	1:52.974	
23	G. TIDD	27.115	P. CONWAY	33.400	G. KOSCHMA	21.901	A. STOCKDAL	30.649	A. STOCKDAL	1:52.299	1:52.299	
24	A. TEHENNEP	27.181	A. TEHENNEP	34.126	P. CONWAY	22.018	T. DAVIES	30.872	A. TEHENNEP	1:54.228	1:55.328	
25	A. DREW	27.521	T. DAVIES	34.298	T. DAVIES	22.387	A. TEHENNEP	31.406	T. DAVIES	1:55.255	1:55.620	
26	D. ACKLAND	27.620	E. BYRNES	34.308	A. DREW	22.794	E. BYRNES	31.534	E. BYRNES	1:57.223	1:57.477	
27	T. DAVIES	27.698	D. LODGE	34.746	D. ACKLAND	22.829	D. ACKLAND	32.220	D. ACKLAND	1:57.330	1:57.330	
28	E. BYRNES	28.192	D. ACKLAND	34.877	D. LODGE	23.091	S. BATTEN	32.534	D. LODGE	1:57.621	1:57.621	
29	D. LODGE	28.391	A. DREW	35.289	E. BYRNES	23.189	D. LODGE	32.742	A. DREW	1:57.953	1:57.953	
30	S. BATTEN	29.160	F. DILLON	35.630	S. BATTEN	23.863	A. DREW	32.883	S. BATTEN	2:02.178	2:02.387	
31	F. DILLON	30.003	S. BATTEN	36.621	F. DILLON	24.785	F. DILLON	33.928	F. DILLON	2:04.332	2:04.332	
32	W. DOWNIE	30.680	W. DOWNIE	36.808			W. DOWNIE	58.627	W. DOWNIE		2:06.532	

The results are provisional until the end of the time limit for protests and appeals.


Chief Timekeeper - Jake Skate


Clerk of Course - Tony Bolin



COMPUTIME RACE TIMING SYSTEMS PTY LTD
www.computime.com.au

E-mail: scott@computime.com.au / Ph: 0418 17 13 17



2019 PIRELLI MOTUL VICTORIAN ROAD RACING



& SUPERMOTO CHAMPIONSHIPS

Round 3 - Phillip Island : 24 & 25 August



GROUP 1 CLASSES RACE 1 (Event 4)

Date: 24/08/19
Event: Q04
Weather: Fine - Temp: 12.3C
Track: Dry

Started at: 09:46:55
Laps: 15 Min
Starters: 32
Printed at: 10:06

PROVISIONAL GRID SHEET



1	65 N. MCKENZIE 1:42.824	2	44 W. SHARROCK 1:44.436	3	777 B. HOLDEN 1:44.638
2	75A R. FLEMING 1:44.715	4	333 J. PORTER 1:45.264	5	21 D. LEONARD 1:46.304
3	33 R. SMITH 1:46.536	6	8 B. LEVIN 1:46.793	7	19 R. HEWSON 1:47.025
4	25 G. STEPHENSO 1:47.164	8	17 S. TIERNEY 1:47.233	9	23 C. DUFFY 1:47.253
5	40 R. FITZSIMMON 1:47.511	10	76 S. WEBSTER 1:48.666	11	24 S. McCOY 1:49.013
6	50 K. GROSSER 1:49.064	12	85 F. GIBSON 1:49.103	13	6 G. KOSCHMANN 1:49.882
7	7 S. ROBINSON 1:50.045	14	86A A. SMART 1:50.346	15	37A P. CONWAY 1:51.861
8	81C A. STOCKDAL 1:52.299	16	81A G. TIDD 1:52.974	17	8A A. TEHENNEPE 1:55.328
9	686 T. DAVIES 1:55.620	18	21A D. ACKLAND 1:57.330	19	81 E. BYRNES 1:57.477
10	510 D. LODGE 1:57.621	20	73 A. DREW 1:57.953	21	22A S. BATTEN 2:02.387
11	62 F. DILLON 2:04.332	22	616 W. DOWNIE 2:06.532		

Jake Skate
Chief Timekeeper - Jake Skate

Tony Bolin
Clerk of Course - Tony Bolin



COMPUTIME RACE TIMING SYSTEMS PTY LTD
www.computime.com.au

E-mail: scott@computime.com.au / Ph: 0418 17 13 17

